

2025



HARLEY-DAVIDSON®



# A LASTING LEGACY

For more than 120 years, Harley-Davidson has defined motorcycle culture, leading the way with innovation and imagination to become the most famous and desirable motorcycle and lifestyle brand in the world. From classic style icons to adventure machines, the 2025 range embodies that same soul-stirring emotion, iconic design and raw power which has made Harley-Davidson a symbol of freedom. There's never been a better time to hit the road and turn your dreams into reality.

## MORE THAN JUST A MOTORCYCLE

Harley-Davidson is more than just a motorcycle brand. It's a lifestyle, it's the freedom to own your independence, safe in the knowledge that whenever you hit the open road you're part of something big. Harley-Davidson ownership unlocks unrivalled experiences. From flexible financial packages, accessories and riding clothing to exclusive events and owner groups, being part of the Harley-Davidson family means you're never alone. Your adventure begins here...



## CVO

CVO OVERVIEW	04
<b>CVO</b> ROAD GLIDE	06
<b>CVO</b> ROAD GLIDE ST	08
<b>CVO</b> STREET GLIDE	10
<b>CVO</b> PAN AMERICA	12

## GRAND AMERICAN TOURING

STREET GLIDE ULTRA	14
ROAD GLIDE	16
STREET GLIDE	18
ROAD KING SPECIAL	20

## ADVENTURE TOURING

PAN AMERICA 1250 ST	22
PAN AMERICA 1250 SPECIAL	24

## CRUISER

LOW RIDER ST	26
LOW RIDER S	28
HERITAGE CLASSIC	30
FAT BOY	32
STREET BOB	34
BREAKOUT	36

## SPORT

SPORTSTER S	38
NIGHTSTER SPECIAL	40

## TRIKE

TRI GLIDE ULTRA	42
FREEWHEELER	44

BOOK YOUR TEST RIDE	46
H.O.G.® - UNITED WE RIDE	49
H-D CERTIFIED™ APPROVED USED	50
H-D® AUTHORIZED SERVICE	51
HARLEY-DAVIDSON® FINANCE	52
AUTHORIZED TOURS	53
OUR DEALER NETWORK	55
TECHNICAL SPECIFICATIONS	56

# CVO™ – THE ONLY LIMIT IS THE EDITION



[CLICK TO FIND OUT MORE](#)



Born from the desire to create the ultimate factory custom motorcycle, Custom Vehicle Operation™ CVO - models have represented the pinnacle of Harley-Davidson® style and design for more than 25 years.

Since the first ever CVO rolled out in 1999, Harley-Davidson has continued to push the boundaries, creating masterpieces of craftsmanship, innovation and performance.

CVOs are renowned the world over for their blend of luxury, customisation and advanced technology, neatly packaged into the classic design all H-D® lovers have come to expect.

As the name suggests, CVO is all about custom styling and luxury design. Each CVO model features unique paint schemes and custom-made design features which set them apart from the rest of the Harley pack.

It's all about attention to detail. The customisation of CVO machinery is extensive. From blacked-out forks to high quality chrome nuts and bolts, custom chin spoilers and remote locking saddlebags, it's about creating the finest motorcycle possible.

CVOs come with premium leather seats that are often heated along with ergonomically designed floorboards and passenger pegs. They feature exclusive CVO logos and come

with higher quality key fobs – simple touches of luxury which make them stand out.

Aside from the aesthetical pull, CVOs utilise the most advanced technology to guarantee the best engine and aerodynamic performance, along with unrivalled audio and dashboard systems.

As technology advances, so do these unique machines. Harley-Davidson® designers

and engineers remain at the cutting edge of development, skilfully evolving with improvements to enhance the riding experience while carefully respecting the brand's heritage.

The pull of the CVO continues to grow – as the brand continues to make bold steps in the pursuit of freedom and adventure.

# CVO™ ROAD GLIDE®

EVERYTHING ELEVATED



[CLICK TO FIND OUT MORE](#)

The CVO Road Glide not only has an iconic Sharknose fixed fairing, but also the best of absolutely everything installed from the factory, including the Milwaukee-Eight® VVT 121 V-twin engine and next-level custom trim and finishes uniquely designed to match each world-class paint scheme.



## MILWAUKEE-EIGHT® VVT 121 V-TWIN ENGINE

Dynamic performance across a wide rev range, supported by variable valve timing that changes performance based on rpm to deliver the most power possible.



## FAIRING + SADDLEBAG SPEAKERS

Powerful H-D® Audio Powered by Rockford Fosgate®-Stage II system built seamlessly into the iconic, aerodynamic Sharknose fairing and saddlebag speaker lids deliver a robust, surround-sound experience.




## PREMIUM PAINT

CVO paint is the peak of craftsmanship, with layers that deliver unmatched depth and texture. Each model gets its own custom design, with perfectly matched trim and components to complete the package.



## COLOR-MATCHED INSERTS

Cohesive design from tip to tail, designed specifically to match each CVO color scheme like it is the only one in the world.



## PREMIUM SUSPENSION

47mm SHOWA® inverted forks are comfortable and plush on the highway while maintaining confidence in fast corners. Asymmetric rear shocks allow for quick preload adjustment, ensuring optimal performance regardless of changing payload.



## 12.3-INCH TFT DISPLAY + SKYLINE™ OS

A massive touchscreen, like one you'd usually see in modern luxury cars, provides bright and clear information at a glance, including ride modes. Connected infotainment system has more to offer than ever with Wi-Fi-enabled Skyline OS, intuitive menu navigation, and enhanced on-the-fly map updates.

# CVO™ ROAD GLIDE® ST

BUILT FOR BRAGGING RIGHTS



## MILWAUKEE-EIGHT® 121 H.O. V-TWIN ENGINE

With 127 horsepower and 145 ft-lb of torque, this is the strongest factory installed engine ever used in a production Harley-Davidson, with a high-performance camshaft, Heavy Breather Intake, and rev limit increased to 5,900 rpm.



## RACING-INSPIRED DESIGN

From the front fender to the muffler exhaust tips, forged carbon reduces overall weight. Screamin' Eagle graphic flows from the sides of the fairing into the fuel tank, and Performance Red pops throughout the powertrain. The lightweight and aggressive solo seat is comfortable, with a steep back to provide lower-back support in hard launches and grip during cornering.



## FRONT FORKS

With 4.6 inches of travel, the fully adjustable SHOWA® 47mm inverted forks can be precisely tuned for compression, rebound, and preload to suit your comfort level and riding style.



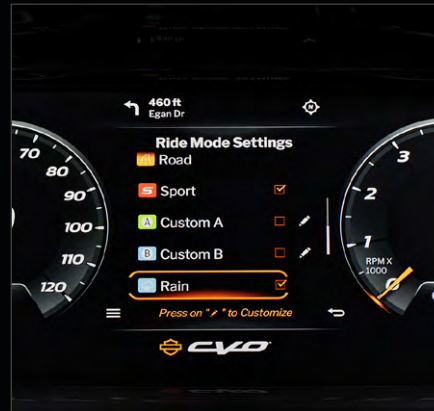
## REAR SHOCKS

Dual outboard SHOWA® Remote Reservoir shocks with three inches of travel, positioned between the saddlebags and rear fender, keep oil and gas separated for consistent performance under demanding conditions.



## 12.3-INCH TFT DISPLAY + SKYLINE™ OS

The large, bright touchscreen display provides gauges, ride modes, and navigation with traffic and weather overlays. It gives easy access to the Rockford Fosgate Stage II audio system, Ride Modes, and Rider Safety Enhancements, all at the touch of a finger.



## RIDE MODES

Eight available Ride Modes give you more options for precise tuning on the go. Track and Track+ mode unlock levels of performance reserved for closed-course riding and race use.



[CLICK FOR SPEC AND PRICING](#)

Inspired by our MotoAmerica® King of the Baggers™ race bikes, the CVO Road Glide ST features lightweight carbon-fiber parts, competition-inspired electronic assists, and the Milwaukee-Eight® 121 High Output V-twin engine, bringing track-ready performance and engineering to the streets.

# CVO™ STREET GLIDE®

MASTERPIECE IN MOTION




[CLICK FOR SPEC AND PRICING](#)

Equipped with the best of everything straight from the factory, the CVO Street Glide is a Batwing bagger loaded with the latest tech and premium custom detailing—like the VVT 121 engine, high-performance audio, exclusive paint, and contrast-cut wheels—setting the stage for unmatched performance and style.



#### MILWAUKEE-EIGHT® VVT 121 V-TWIN ENGINE

Dynamic performance across a wide rev range, supported by variable valve timing that changes performance based on rpm to deliver the most power possible.



#### PREMIUM SUSPENSION

47mm SHOWA® inverted forks are comfortable and plush on the highway while maintaining confidence in fast corners. Asymmetric rear shocks allow for quick preload adjustment, ensuring optimal performance regardless of changing payload.



#### FAIRING + SADDLEBAG SPEAKERS

Powerful H-D® Audio Powered by Rockford Fosgate®—Stage II system built seamlessly into the beautifully redesigned Batwing fairing and saddlebag speaker lids deliver a robust, surround-sound experience.

# CVO™ PAN AMERICA®

LEAVE ORDINARY BEHIND



[CLICK FOR SPEC AND PRICING](#)

The most functional go-anywhere motorcycle in Harley-Davidson's lineup, with limited-edition paint and all the factory-installed accessories you could ever want, the CVO Pan America is ready to go as far as you want, straight from the showroom floor.



## LUGGAGE

Designed in collaboration with SW-Motech, black aluminum hardcases provide 120 liters of combined storage, with premium CVO detailing and passenger backrest on the top case. A rugged, waterproof, 40 liter duffel keeps gear dry with a roll-top closure and sealed zippers.



## FACTORY-INSTALLED GUARDING

Ride hard without worry thanks to factory installed protection, including muffer guard, radiator guard, skid pad, and knee pads.



## PAINT + GRAPHICS

Carbon Blue paint has a subtle metallic effect with a gray camo background and bright silver Bar & Shield logo. Legendary Orange accents on the subframe and radiator guard are complemented by distinct orange CVO detailing from grips to seat to luggage.



**MILWAUKEE-EIGHT® 117 V-TWIN ENGINE**

Giving you more torque and horsepower than the Twin-Cooled 114, the Milwaukee-Eight® 117 has liquid-cooled cylinder heads and a centrally located radiator that sends air directly into the intake for quicker cooling.



**FAIRING LOWERS**

New fairing lowers with adjustable air vents coupled with fork-mounted air deflectors provide improved aerodynamic comfort while complementing the Touring redesign.



**TOUR-PAK® LUGGAGE CARRIER**

King Tour-Pak® luggage carrier comes standard and has a robust passenger back pad with armrests. The hard-shell luggage carrier, fairing cubbies, and large saddle bags offer five cubic feet of combined storage—more than twice that on a standard Street Glide.



**12.3-INCH TFT DISPLAY + SKYLINE™ OS**

Our most advanced display, the crystal clear, 12.3-inch touchscreen color TFT with Skyline™ OS lets you easily access infotainment, navigation, and more.



**TWO-UP COMFORT SEAT**

All-new wrap-around seat that ergonomically rotates the rider's hips forward to relieve spine pressure for all-day, two-up riding.



**RIDE MODES**

Three pre-programmed ride modes and one rider-customizable mode allow you to tune throttle input and level of technological intervention. Whether you prefer to ride in Sport, Road, Rain, or make your own Custom mode, the Street Glide Ultra is yours to ride however you like.

# STREET GLIDE® ULTRA

RIDE FURTHER, GET CLOSER

NEW FOR  
2025



[CLICK FOR SPEC AND PRICING](#)

The Street Glide Ultra is made for two-up touring, with a powerful V-twin engine, spacious storage, and modern amenities refined over decades of cross-country riding.



# ROAD GLIDE®

TOUR DE FORCE



[CLICK FOR SPEC AND PRICING](#)

The Road Glide has an aerodynamic Sharknose fairing and a liquid-cooled Milwaukee-Eight® 117 engine that produces 130 ft-lb of torque, while reduced weight makes handling more responsive. With customizable ride modes, Bluetooth connectivity, and a 12.3-inch touchscreen display, the Road Glide offers a refined mix of tech, style, and power.



## MILWAUKEE-EIGHT® 117 V-TWIN ENGINE

The Milwaukee-Eight 117 has style, attitude, sound, feel, and, most importantly, power. Liquid-cooled heads help manage heat, ensuring the engine runs smoothly and performs at its peak.



## 12.3-INCH TFT DISPLAY + SKYLINE™ OS

Big, bright screen with clear information, not clutter. The crystal clear, 12.3-inch touchscreen color TFT display puts navigation and infotainment at your fingertips.



## FAIRING

Iconic Sharknose fairing is designed with computational fluid dynamics (CFD) to increase aerodynamic efficiency and reduce helmet buffeting.



## ADJUSTABLE HANDLEBARS

27 degrees of adjustability allow you to roll your handlebars forward or backward to perfectly dial in riding comfort.



## AUDIO

In-fairing speakers crank out loud, clear, and crisp sound for any ride, from highway stretches to parking lot hangouts, all controlled effortlessly via the touchscreen display.



## LED LIGHTING

Seamlessly integrated LED lighting not only provides incredible illumination and clear signaling, but also enhances the visual lines and flow of the bike.

# STREET GLIDE®

HISTORY REWRITTEN



[CLICK FOR SPEC AND PRICING](#)

After nearly two decades spent on the open road, the Street Glide® redefines touring with a liquid-cooled Milwaukee-Eight® 117 V-twin engine that puts out 130 ft-lb of torque, hand-adjustable rear shocks that smooth out the ride, and an easy-to-use touchscreen infotainment system that puts total control at your fingertips. Iconic style meets modern tech for an unforgettable riding experience.



## MILWAUKEE-EIGHT® 117 V-TWIN ENGINE

Big V-twin power without the heat. Equipped with liquid-cooled heads and a discrete center-mounted radiator, it ensures efficient cooling even on the hottest rides.



## FAIRING

The iconic Batwing fairing has been designed with computational fluid dynamics (CFD) to improve aerodynamics and overall rider comfort, as well as visual flow.



## 12.3-INCH TFT DISPLAY + SKYLINE™ OS

The crystal-clear, 12.3-inch touchscreen color TFT display puts navigation and infotainment at your fingertips.



## PREMIUM PAINT

Available in nine top-tier paint options, including three Factory Custom paint schemes. Whiskey Firestorm and Midnight Firestorm feature classic hot-rod flames, while Mystic Shift changes from gunmetal to purple to blue, and finally to an almost orange in full sunlight.



## AUDIO

The deep lows, clean mids, and crisp highs of your favorite songs play through fairing-mounted speakers, powered by a 200-watt, four-channel amplifier rated at 50 watts per channel.



## LED LIGHTING

LED signature lighting is integrated into the bodywork, providing on-road visibility and creating a sleek, seamless visual flow.

# ROAD KING<sup>®</sup> SPECIAL

REIGN IN BLACK



[CLICK FOR SPEC AND PRICING](#)

Drenched in black from headlamp to exhaust tips, the 2025 Road King Special has custom bagger style with touring comfort and capability. Its fairing-free design, mini "ape hanger" handlebars, Milwaukee-Eight<sup>®</sup> 114 V-twin engine, and subtly integrated tech ensure you get the most out of every ride.



## MILWAUKEE-EIGHT<sup>®</sup> 114 V-TWIN ENGINE

As versatile as it is powerful, the Milwaukee-Eight<sup>®</sup> 114 V-twin engine is tuned to deliver peak torque in the low revs for rapid acceleration and churn out plenty of horsepower for effortless highway cruising.



## BLACKED-OUT EXHAUST

Matte black, two-into-two exhaust system has high-flowing performance and a well-tuned V-twin tone while providing a sweeping style line along the bottom of the bike.




## SADDLEBAGS

Stretched saddlebags provide added storage and a smooth line that flows with the blacked-out exhaust system.



## BLACKED-OUT STYLING

Blacked-out powertrain is built with a mixture of gloss and matte finishes to provide depth and texture.



## MINI-APE HANDLEBARS

Mini-apes put the rider in an upright, commanding stance with a range of adjustability to personalize height and reach.



## HEADLAMP COVER + LED LIGHTING

Classic Road King styling with the signature headlight nacelle, featuring bright LED lighting for confident nighttime riding.

# PAN AMERICA® 1250 ST

BORN TO ROAM, BUILT TO LEAN

NEW FOR  
2025

[CLICK FOR SPEC AND PRICING](#)



Building on the proven performance of the Pan America platform, the 2025 Pan America 1250 ST is reimagined for faster, more comfortable, and capable pavement performance, with lowered suspension, quick-shifting, 17-inch wheels, high-performance tires, and a slimmer, lighter profile.



## REVOLUTION® MAX 1250 V-TWIN ENGINE

The liquid-cooled Revolution Max 1250 has a broad powerband with 149 horsepower and 91 ft-lb of torque at its peak. Integrated into the chassis as a load-bearing element, this engine not only shaves off weight but also improves rigidity for a more responsive ride.



## SCREAMIN' EAGLE® QUICKSHIFTER

Click through the gears, up and down, without clutching or worrying about damaging your transmission. Quick, smooth shifts are achieved with little more than a tap of the foot, optimizing acceleration and keeping your focus on the road.



## 17-INCH WHEELS

The 17-inch cast-aluminum wheels are built for fast handling and come stock with Michelin Scorcher Sport tires, boosting your street performance for sharper, more responsive rides.



## BLACKED-OUT STYLING

From the lightweight muffler to the front cylinder, the blacked-out powertrain is raw and aggressive, but also subtle and understated.



## FULLY ADJUSTABLE SUSPENSION

Lowered suspension drops the center of gravity and eliminates unneeded ground clearance for optimal road performance. SHOWA® Balance Free 47mm forks and a SHOWA Balance Free monoshock feature electronically adjustable pre-load and manually adjustable compression and rebound.



## BRAKES

Dual front Brembo Monoblock radially mounted four-piston calipers and hub mounted 320mm brake rotors provide incredible stopping power with direct lever feel, while trailing in the rear are a single piston Brembo caliper and 280mm rotor.



# PAN AMERICA® 1250 SPECIAL

GET LOST



[CLICK FOR SPEC AND PRICING](#)

Go anywhere and everywhere on the Pan America® 1250 Special, with high-revving liquid-cooled V-twin power, semi-active suspension, and top-shelf components engineered to endure and explore.



## REVOLUTION® MAX 1250 V-TWIN ENGINE

A high-revving, liquid-cooled V-twin puts out 150 horsepower with a wide, flexible powerband, and tunable on- and off-road Traction Control means that you get power to the ground, no matter what that ground looks like. New for 2025 blacked out engine



## ADAPTIVE RIDE HEIGHT

Adaptive Ride Height automatically adjusts the seat height as you ride, lowering at stops for easy footing and raising at speed for optimal ground clearance and comfort.



## 6.8-INCH TFT TOUCHSCREEN

Key information is displayed on an easy-to-use touchscreen allowing for quick adjustments to Ride Modes, Bluetooth® audio, Safety Enhancements, and more.



## UPGRADED BATTERY + CHARGING SYSTEM

Battery charging at idle is now more efficient, and a larger battery enhances cold starts and provides extra power for accessories.



## RIDE MODES

Nine selectable ride modes, including Road, Sport, Rain, Off-Road, and Off-Road Plus, tune performance and technology levels, enhancing your confidence and control both on and off the pavement.



## ADAPTIVE HEADLIGHT

The Adaptive Daymaker® headlight casts a broad, pure white light, ensuring your ride continues well after dark. With lean angle-controlled bank lighting, its 12 LED spotlights adjust to the bike's lean, providing curb-to-curb visibility and enhancing your view through corners.

# LOW RIDER<sup>®</sup> ST

ATTITUDE COMES STANDARD



[CLICK FOR SPEC AND PRICING](#)

Heritage-inspired tank graphics and an FXRT-style fairing look retro, but the Low Rider ST is a modern performance motorcycle with a Milwaukee-Eight<sup>®</sup> 117 High Output V-twin engine.



## MILWAUKEE-EIGHT<sup>®</sup> 117 H.O. V-TWIN ENGINE

Improved mid- and top-end performance from the Milwaukee-Eight<sup>®</sup> 117 High Output, which lets you stay on the gas longer during hard acceleration, with redline pushed from 5,600 rpm to 5,900 rpm.

26



## TWO-INTO-ONE EXHAUST

A sleek and refined exhaust line brings saddlebag symmetry, extra storage, and a timeless, cohesive look—setting the stage for customization upgrades.



## FAIRING

Inspired by West Coast customizers who embrace classic FXRT fairings, the Low Rider ST's lightweight, frame-mounted fairing is designed with computational fluid dynamics (CFD) for refined aerodynamic performance.



## TANK GRAPHICS + CHROME ACCENTS

Premium paint and retro-inspired graphics highlight H-D's iconic design heritage, with chrome finishes or black and red accents. (Chrome version pictured.)



## FOUR-INCH DISPLAY

An analog speedometer sits above a multi-function digital display that shows key information and integrates Ride Modes, TPMS, gear position indicator, and more.



## LED LIGHTING

A 5.75-inch headlamp, redesigned taillight, and LED turn signals improve visibility and signaling on the road.

27

# LOW RIDER<sup>®</sup> S

FEARLESS FROM THE FACTORY



[CLICK FOR SPEC AND PRICING](#)

With bold styling, an aggressive stance, and unrelenting power from the Milwaukee-Eight<sup>®</sup> 117 High Output engine, the Low Rider<sup>®</sup> S is a custom-style cruiser that is ready to rip from the factory.



**NEW FOR  
2025**


## MILWAUKEE-EIGHT<sup>®</sup> 117 H.O. V-TWIN ENGINE

Tuned to deliver peak power in the upper rev range and entice riders who want to push their bike to the limit. A heavy breather intake is angled into the wind for high-flowing performance and aggressive style.




## TWO-INTO-ONE EXHAUST

Lightweight, blacked-out exhaust system is sleek and compact with high-flowing performance.




## LED LIGHTING

Light up the road with a bright 5.75-inch LED headlight, and let LED turn indicators and taillight give clear signals of where you're going.



## RISER-MOUNTED FOUR-INCH DISPLAY

Riser-mounted analog gauge is easy to read, and a digital display shows key features like Ride Modes and Safety Enhancements.



## FRONT FORK + DUAL DISC BRAKES

Inverted forks and dual disc brakes for improved handling and incredible stopping power.



## FEARLESS STYLING

Bold red accents on the intake, timing cover, and derby cover stand out against the striking contrast of matte black and gloss black finishes, and vintage Harley-Davidson styling features classic "Drop-H" tank logo.

# HERITAGE CLASSIC

CLASSICALLY MODERN



[CLICK FOR SPEC AND PRICING](#)



Classic cruiser vibes meet hot rod swagger—the Heritage Classic lets you switch things up fast, giving you the versatility to roll out for a weekend trip or strip it down for a laid-back ride around town.



## MILWAUKEE-EIGHT® 117 CLASSIC V-TWIN ENGINE

The round air cleaner has a classic look, but it feeds a modern Milwaukee-Eight® 117 CLASSIC V-twin tuned to deliver torque in the lower rev range for incredible passing power and exhilarating acceleration.

**NEW FOR 2025**



## TWO-INTO-ONE EXHAUST

Compact, lightweight design tuned for performance and sound while providing a low, sweeping visual line with nostalgic style.



## LED LIGHTING + TWO-TONE DETACHABLE WINDSHIELD

See and be seen with bright white LED headlight, bold auxiliary lights, and LED turn signals and brake light, and enjoy easily removable wind protection.



## NOSTALGIC LOOK

Heritage styling with optional 16-inch laced wheels, a throwback tank medallion, and analog gauge with digital features.



## PAINT + GRAPHICS

From glossy Billiard Gray to two-toned Whiskey Fire/Vivid Black, the 2025 Heritage Classic is available in a color that matches your personal style and complements the classic rounded fuel tank and medallion.



## LOCKABLE + SEALED SADDLEBAGS

Leather-studded style with the versatility of hard-framed, weather-proof bags that have keyed locks and top-loading convenience.



# FAT BOY®

A HEAVYWEIGHT KNOCKOUT



[CLICK FOR SPEC AND PRICING](#)

Adored since day one, the singular Fat Boy stands out with bright chrome and bold finishes, and now it is better than ever with a big Milwaukee-Eight® 117 Custom V-twin engine.



## MILWAUKEE-EIGHT® 117 CUSTOM V-TWIN ENGINE

Milwaukee-Eight® 117 Custom V-twin engine delivers sound, feel, and all the power you need for effortless long-mile highway cruising or exhilarating in-town rides. Large touring intake increases airflow and engine performance.

**NEW FOR 2025**



## TWO-INTO-TWO EXHAUST

A key feature of Fat Boy design, the two-into-two exhaust has been updated for high-flowing performance and a rich V-twin sound.




## CHROME HEADLAMP

The iconic Fat Boy headlamp nacelle shines in bright polished chrome, accentuating the large and muscular look of the front end.




## DUAL 18-INCH MACHINED WHEELS

18-inch machined Lakester wheels with massive tires are covered by cutback fenders for powerful stance and commanding presence.



## HAND CONTROLS

Updated hand controls accommodate Cruise Control and newly integrated tech features, including Ride Modes and Traction Control.



## USB-C CHARGING

USB-C charging keeps your devices powered, so you can ride farther while using navigation, listening to music, and staying connected through your Bluetooth® headset.

# STREET BOB®

BORN TO BE YOURS



[CLICK FOR SPEC AND PRICING](#)



The Street Bob is a lean, mean bobber with mini-ape handlebars, mid-mounted foot controls, and a massive Milwaukee-Eight® 117 Classic V-twin, which makes the slim-but-tough Street Bob quicker than ever.



## MILWAUKEE EIGHT® 117 CLASSIC V-TWIN ENGINE

The new Milwaukee-Eight® 117 CLASSIC engine is tuned for street performance with a wide, flat torque curve, meaning you have a handful of power whenever you grab for it.

**NEW FOR 2025**



## TWO-INTO-ONE EXHAUST

New two-into-one exhaust enhance engine performance by using a light weight acoustic material that maximizes flow while providing a deep, muscular sound.



## WHEELS

Available with blacked-out, cast Annihilator wheels or new tubeless laced wheels. A 19-inch front wheel with 16-inch rear delivers a classic bobber silhouette.



## LED LIGHTING

Clear, bright LED turn signals let everyone on the road know where you're going, and a 5.75-inch LED headlight provides a wide beam of bright white light.



## BOBBER STYLE

Features mini ape-hanger handlebars, a slim 3.5-gallon gas tank, and a short, bobbed-style rear fender, as well as a solo seat with a removable passenger pillion.



## FOUR-INCH DISPLAY

Four-inch display has a large, easy-to-read analog gauge mounted over an LCD screen that allows control over Ride Modes, Rider Safety Enhancements, and more.



**NEW FOR  
2025**

**MILWAUKEE-EIGHT® 117  
CUSTOM V-TWIN ENGINE**

A new, more powerful Milwaukee-Eight® 117 Custom with incredible torque for intense acceleration from stops, commanding passing power, and effortless cruising at highway speeds. New touring intake provides high-flowing performance and high-performance style.



**CHOPPER-STYLE RAKE**

34-degree rake gives old-school cool and aggressive style, while subtle adjustments to trail and chassis make this bike handle better than any dusty, parts-bin build ever could.



**WHEELS + TIRES**

240mm rear tire provides classic chopper styling with updated geometry and peak handling, while maintaining a wide contact patch to get maximum power to the ground during acceleration. Tall 21-inch front wheel provides stable handling and looks seriously badass.



**PREMIUM PAINT + GRAPHICS**

Five premium paint options include new Factory Custom Midnight Firestorm, with gloss black base and ghost flames.



**LED LIGHTING**

Compact lighting fits the old-school chopper vibe, while bright white LEDs meet modern standards.



**FOUR-INCH DISPLAY**

The easy readability of an analog speedometer combined with the versatility of a digital screen that displays Ride Modes, mileage, and more.

# BREAKOUT®

**DARE TO STARE**



[CLICK FOR SPEC AND PRICING](#)

With a wide rear tire, bobtail rear fender, long rake, straight handlebars, and a 21-inch front wheel, the Breakout marries classic chopper style with the performance of a Milwaukee-Eight® 117 Custom powertrain.

# SPORTSTER® S

BORN TO OUTPERFORM



[CLICK FOR SPEC AND PRICING](#)



Engineered to thrill, the Sportster® S is built around the powerful Revolution® Max 1250T engine that puts out 121 horsepower and 93 ft-lb of torque. With rider-assist electronics, optimized handling, and a lightweight frame, this next-generation Sportster is all about performing rather than conforming.



NEW FOR  
2025

## BLACKED-OUT REVOLUTION MAX 1250T V-TWIN ENGINE

Next-generation, liquid-cooled Revolution Max engine with variable valve timing provides 121 horsepower and 93 ft-lb of torque through a wide rev range. Strong and understated, the blacked-out powertrain features a mix of gloss and matte black finishes for depth and contrast.



## SUSPENSION

43mm inverted forks are adjustable for compression, rebound, and spring preload, allowing the rider to fine-tune their riding experience. Three-way adjustable rear shock travel has 60 percent more travel, increasing from 2 inches to 3.2 inches without impacting seat height.



## HIGH-MOUNT EXHAUST

High-mounted, brushed stainless steel exhaust system is tucked up and out of the way, inspired by the exhaust on flat-track racing bikes.



## FOUR-INCH TFT DISPLAY

Full color TFT infotainment system allows quick and intuitive menu navigation, swap Ride Modes, and tune Rider Safety Enhancements, or simply function as a clean and clear gauge.



## PREMIUM PAINT

Premium paint options now include Factory Custom color Mystic Shift, which changes from a dark gunmetal to purple to blue, and finally to an almost orange in full sunlight.



## VINTAGE MEETS MODERN SPORT

With a flat line running through the gas tank and tail section, a tubular frame, and the new "Checkered V" tank medallion, the bike's design nods to Sportster® heritage while delivering the performance that today's riders expect.

# NIGHTSTER<sup>®</sup> SPECIAL

OWN THE NIGHT



[CLICK FOR SPEC AND PRICING](#)

The Nightster Special marries iconic Sportster<sup>®</sup> design with modern, high-revving, liquid-cooled engine performance and rider-focused tech that keeps you connected on the road.



## BLACKED-OUT REVOLUTION<sup>®</sup> MAX 975T V-TWIN ENGINE

All-black finishes adorn the high-revving, liquid-cooled powertrain, which puts out 91 horsepower and 72 ft-lb of torque.



## SOLO SEAT + PASSENGER PILLION

Two-piece seat allows you to bring along a passenger or strip down and simplify for solo adventures.



## HEADLIGHT MINI-FAIRING + HANDLEBAR RISER

Five-inch risers attach to easy-to-reach handlebars, and West Coast-inspired headlight mini-fairing reduces fatigue by directing wind away from the rider's body.

# TRI GLIDE® ULTRA

THE LONG-HAUL TRIKE



[CLICK FOR SPEC AND PRICING](#)



A full-dresser, long-haul trike with room for cargo, the Tri Glide Ultra is available in classic chrome or all-new dark finishes. Load up the trunk and King Tour-Pak® luggage carrier with amenities for days on the road and enjoy the comfort and confidence of three wheels on your greatest adventures.



## MILWAUKEE-EIGHT® 114 V-TWIN ENGINE

The Milwaukee-Eight® 114 V-twin's 120 ft-lb of torque lets you load up the bike with confidence, never encumbered by added luggage or a passenger.



## BLACKED-OUT STYLING

If traditional chrome isn't your style, black finishes bring a bold and commanding presence to the large and powerful Tri Glide Ultra—from the cast wheels to the powertrain, to the Scorched Chrome tank badge.



## WHEELS

The 19-inch front wheel and 18-inch rear elevate the stance of the Tri Glide Ultra without raising the seat height, giving the trike a commanding presence while maintaining easy accessibility.



## LUGGAGE

Fit your weekend bags in the weatherproof, locking trunk, and use the King Tour Pak luggage carrier for your helmets when you stop. With 6.8 cubic feet of combined storage, you have options.



## FAIRING + LOWERS

Full Batwing fairing with split-stream vents and a tall windshield, as well as fairing lowers wrapped around a blacked-out engine bar, provide effective wind and weather management for both rider and passenger.



## ELECTRIC REVERSE

Never stress about parking with an electric reverse drive. Simply push the reverse button, and the trike backs up with ease, even on hills.

# FREEWHEELER®

FREE ON THREE



[CLICK FOR SPEC AND PRICING](#)

The Freewheeler has the storage and stability benefits of three wheels with the style and attitude of a traditional, stripped-down Harley-Davidson cruiser.




## MILWAUKEE-EIGHT® 114 V-TWIN ENGINE

The Milwaukee-Eight® V-twin engine has plenty of power for easy highway cruising, effortless passing, and eye-watering acceleration.



## STORAGE

Fit a pair of helmets side by side and still have extra room in the trunk that opens from right to left for easy loading, with a weatherproof, locking lid to keep all your goods safe and secure.



## ELECTRIC REVERSE

Keep your feet up, flip into reverse, and back into that parking spot with ease and minimal effort.

# TEST YOUR METAL



[CLICK TO BOOK A TEST RIDE](#)

All riders are different, all motorcycles are different...but one thing that's always the same is the freedom to be you with Harley-Davidson. Looking for a classic style icon? We've got it. Wanting to explore off road terrain? We can help there too.

If you've already fallen in love with the looks and design of our machines, we can promise you'll be even more smitten once you've experienced the feeling, the sound and that raw power for yourself.

It's never been easier to book a test ride. Your nearest Authorized Harley-Davidson® Dealership has everything you need and it takes just a few minutes to book your ride online.

Simply find your nearest dealer, choose the bike you'd like to try, enter a few details and you'll soon be on your way. We can promise you'll never look back.

## BOOK YOUR TEST RIDE IN 4 EASY STEPS

- 1**  
GO TO **TESTRIDES.HARLEY-DAVIDSON.COM** AND CHOOSE YOUR RIDE
- 2**  
FIND YOUR NEAREST DEALER
- 3**  
TELL US THE DATE AND TIME YOU'D LIKE TO TAKE YOUR TEST RIDE AND THEN PROVIDE A FEW DETAILS
- 4**  
SHOW UP, SADDLE UP AND ENJOY THE RIDE





# H.O.G.<sup>®</sup> UNITED WE RIDE

The Harley Owners Group<sup>®</sup> (H.O.G.) is unique. A global riding community bound by the passion to ride, it boasts a diverse and exciting membership of riders from all corners of the world. The ethos is simple, to unite riders with a love for all things Harley-Davidson in the endless pursuit of freedom and adventure on and off road.

Joining the H.O.G. community opens new doors to meeting like-minded riders and whether you like to ride in a group, go two-up or just prefer to hit the open road alone, you'll always be a part of something bigger.

H.O.G. membership brings access to a world of exclusive benefits, from insurance and roadside assistance to rider skill development and ever-changing offers and deals.

The community is at the heart of everything – which is why you'll find members enjoying charity runs, tours, ride-outs, custom shows and more, with a comprehensive programme of events running up and down the country all year round.

And with more than a million members worldwide and around 1,350 H.O.G. Chapters, our family just keeps on growing. Join the family. Join us today.



[CLICK TO EXPLORE MORE](#)

# H-D CERTIFIED™ APPROVED USED

H-D CERTIFIED™  
APPROVED USED



H-D Certified™ Approved Used means certainty, peace of mind and the knowledge that only the very best will meet the high specifications of our required standard.

Each H-D Certified™ Approved Used motorcycle has undergone rigorous testing and comprehensive checks before we've awarded it our badge of honour – something we're passionate and proud about.

H-D Certified™ Approved Used machines are only available from our network of authorised dealerships, which feature state-of-the-art workshops and highly-skilled teams who are the only ones we trust to work on our advanced mechanical and electronic systems. Accept no alternative.

## EVERY H-D CERTIFIED™ APPROVED HARLEY-DAVIDSON COMES WITH:



MILEAGE  
VERIFICATION CHECK



110 POINT PRE-DELIVERY  
CHECK



HISTORY CHECK / HPI CHECK /  
INSURANCE DATABASE



12 MONTH COMPREHENSIVE  
MECHANICAL & ELECTRICAL  
COMPONENT GUARANTEE




12 MONTH H.O.G.  
MEMBERSHIP SUBSIDISED  
TO £35



12 MONTH ROADSIDE  
ASSISTANCE

# HARLEY-DAVIDSON® AUTHORIZED SERVICE



### We're at your service.

Nobody shares the passion for your bike like our Authorized Service Dealers. Technicians complete over 100 hours specialist H-D® training every year to ensure they know our latest tech and your latest bike inside and out. Your Harley-Davidson® motorcycle or Trike is always in safe hands with them.

### ONLY H-D® AUTHORIZED SERVICE DEALERS PROVIDE:

- H-D® Service Master Technicians who have completed more than 400 hours of specialist, instructor-led training at the Harley-Davidson® University
- Access to specialist tools which are not available at non-H-D® workshops
- Real-time information from H-D® Engineering on all latest technical updates to use for the repairing of our motorcycles
- A vast inventory of H-D® Genuine Parts & Accessories
- Factory-backed warranty coverage, administered by our dealer network

CLICK TO FIND YOUR  
NEAREST DEALER

# HARLEY-DAVIDSON® FINANCE

HARLEY-DAVIDSON  
FINANCE\*



[CLICK TO FIND OUT MORE](#)

Harley-Davidson® Financial Services can help you secure the motorcycle of your dreams, the riding gear to go with it, and the peace of mind you need to ride further and longer.

## HARLEY-DAVIDSON® FINANCE

Our flexible finance solutions are tailor-made to suit your personal requirements – putting that dream motorcycle within easy reach.

## MOTORCYCLE INSURANCE SERVICES

Head out in confidence with better cover and fewer worries. We look after the tough stuff so you can enjoy the ride.

## WARRANTY SERVICES

We don't expect things to go wrong, but if they do, H-D® Warranty has a number of solutions to keep you safe from unplanned and unnecessary costs.

## ROADSIDE ASSISTANCE

Ride safe in the knowledge that should you need it, help is always just a phone call away and our team will soon have you back on your journey.

# AUTHORIZED TOURS

FIND YOUR FREEDOM



Chase your dreams and make memories to last a lifetime with Harley-Davidson® Authorized Tours. Ride your own Harley or live out the dream on one of our rental bikes and explore the world in style.

Maybe you've always dreamed of chasing sunsets, riding sweeping mountain passes or cruising the iconic Route 66. Perhaps you want to experience new cultures, discover different continents or make that trip of a lifetime you've always promised yourself.

Whether you want to ride alone or in a larger group, tour Africa, America, Asia Australia or New Zealand or even stay closer to home in Europe, the world really can be your oyster. The freedom is yours. Take it.

[CLICK TO EXPLORE MORE](#)



# OUR DEALER NETWORK

The Harley-Davidson® dealership network is the envy of the world. We're far more than just somewhere to go and buy a motorcycle - we're a hub for all things H-D®.

Our dealerships are fuelled by passion and expertise. Our technicians have undergone hundreds of hours of training, our parts specialists boast decades of experience and our teams are driven by their love and enthusiasm for our iconic brand.

We've been going strong for more than 100 years and are proud to put customers first as we continue to offer the ultimate Harley-Davidson® experience in our dealerships across Europe. Come and see for yourself and start your adventure...



[CLICK TO FIND YOUR NEAREST DEALER](#)

# TECHNICAL SPECIFICATIONS

## GRAND AMERICAN TOURING

SPECIFICATIONS	Road Glide®	CVO® Road Glide®	CVO® Road Glide® ST	Street Glide®	CVO® Street Glide®	Street Glide® Ultra	Road King® Special
Seat Height, Unladen	720 mm (28.3 in.)	720 mm (28.3 in.)	720 mm (28.3 in.)	715 mm (28.1 in.)	715 mm (28.2 in.)	725 mm (28.5 in.)	695 mm (27.4 in.)
Fuel Capacity	22.7 l (6 gal.)	22.7 l (6 gal.)	22.7 l (6 gal.)	22.7 l (6 gal.)	22.7 l (6 gal.)	22.7 l (6 gal.)	22.7 l (6 gal.)
Weight, As Shipped	364 kg (802 lb.)	375 kg (827 lb.)	363 kg (800 lb.)	351 kg (774 lb.)	363 kg (800 lb.)	377 kg (831 lb.)	351 kg (774 lb.)
Weight, In Running Order	380 kg (838 lb.)	393 kg (866 lb.)	380 kg (838 lb.)	368 kg (811 lb.)	380 kg (838 lb.)	393 kg (866 lb.)	366 kg (807 lb.)
Engine Displacement	Milwaukee-Eight™ 117 1,923 cc (117 cu in)	Milwaukee-Eight™ VVT 121 1,977 cc (121 cu in)	Milwaukee-Eight™ 121 High Output 1,977 cc (121 cu in)	Milwaukee-Eight™ 117 1,923 cc (117 cu in)	Milwaukee-Eight™ VVT 121 1,977 cc (121 cu in)	Milwaukee-Eight™ 117 1,923 cc (117 cu in)	Milwaukee-Eight™ 114 1,868 cc (114 cu in)
Primary Drive	Chain, 34/46 ratio	Chain, 34/46 ratio	Chain, 34/46 ratio	Chain, 34/46 ratio	Chain, 34/46 ratio	Chain, 34/46 ratio	Chain, 34/46 ratio
Transmission	6-Speed Cruise Drive®	6-Speed Cruise Drive®	6-Speed Cruise Drive®	6-Speed Cruise Drive®	6-Speed Cruise Drive®	6-Speed Cruise Drive®	6-Speed Cruise Drive®
Wheel Type	Cast aluminum	Combo Cast Laced	Black, 7-spoke Cast Aluminum	Cast aluminum	Gloss black, 3-spoke cast aluminum	Cast aluminum	Gloss Black Prodigy
Wheels, Front Height	19 in. (483 mm)	19 in. (483 mm)	19 in. (483 mm)	19 in. (483 mm)	19 in. (483 mm)	19 in. (483 mm)	19 in. (483 mm)
Wheels, Rear Height	18 in. (457 mm)	18 in. (457 mm)	18 in. (457 mm)	18 in. (457 mm)	18 in. (457 mm)	18 in. (457 mm)	18 in. (457 mm)
Suspension Front	49mm (1.9 in) Dual Bending Valve	47 mm Inverted 1x1 Front Forks	47 mm Inverted 1x1 Front Forks with adjustable preload, compression damping and rebound damping	49mm (1.9 in) Dual Bending Valve	47 mm Inverted 1x1 Front Forks	49mm (1.9 in) Dual Bending Valve	49 mm Dual Bending Valve
Suspension Rear	3 in. (76.2 mm) Dual Outboard Emulsion with Preload Adjustability	Dual adjustable emulsions suspension with remote preload adjustment on the left shock, and threaded preload on the right shock	Emulsion suspension with adjustable preload, compression damping and rebound damping	3 in. (76.2 mm) Dual Outboard Emulsion with Preload Adjustability	Dual adjustable emulsions suspension with remote preload adjustment on the left shock, and threaded preload on the right shock	3 in. (76.2 mm) Dual Outboard Emulsion with Preload Adjustability	Premium low height hand-adjustable rear suspension
Power	107 HP / 80 kW @ 5020 rpm	115 HP / 86 kW @ 5020 rpm	126 HP / 94 kW @ 5020 rpm	107 HP / 80 kW @ 5020 rpm	115 HP / 86 kW @ 5020 rpm	107 HP / 80 kW @ 5020 rpm	93 HP / 69 kW @ 5250 rpm
Engine Torque	175 Nm @ 3,500 rpm	183 Nm @ 3,500 rpm	193 Nm @ 3,750 rpm	175 Nm @ 3,500 rpm	183 Nm @ 3,500 rpm	175 Nm @ 3,500 rpm	158 Nm @ 3,250 rpm
Instrumentation	Digital gauges integrated within the display	Digital gauges integrated within the display	Digital gauges integrated within the display	Digital gauges integrated within the display	Digital gauges integrated within the display	Digital gauges integrated within the display	Gauges styled to complement each vehicle. Display features odometer, trip A, trip B, range to empty and gear indicator; and larger tell-tale indicators.
Colours	<b>CHROME TRIM:</b> Billiard Gray, Vivid Black, Atlas Silver Metallic, Blue Burst, Brilliant Red, Iron Horse Metallic, Mystic Shift <b>BLACK TRIM:</b> Billiard Gray, Vivid Black, White Onyx Pearl, Brilliant Red, Iron Horse Metallic, Purple Abyss Denim, Whiskey Firestorm, Midnight Firestorm, Mystic Shift	New Blue Streak, New Poison Berry, New Raven Fade	New Rally Red, New Mercury Silver, New Hot Lap	<b>CHROME TRIM:</b> Billiard Gray, Vivid Black, Atlas Silver Metallic, Blue Burst, Brilliant Red, Iron Horse Metallic, Mystic Shift <b>BLACK TRIM:</b> Billiard Gray, Vivid Black, White Onyx Pearl, Blue Burst, Brilliant Red, Iron Horse Metallic, Purple Abyss Denim, Whiskey Firestorm, Midnight Firestorm, Mystic Shift	New Blue Streak, New Poison Berry, New Raven Fade	<b>CHROME TRIM:</b> Billiard Gray, Vivid Black, Blue Burst, Whiskey Fire/ Vivid Black <b>BLACK TRIM:</b> Billiard Gray, Vivid Black, Blue Burst, Whiskey Fire/ Vivid Black Iron Horse Metallic/ Vivid Black, Mystic Shift	Billiard Gray, Vivid Black, Whiskey Fire

## ADVENTURE TOURING

SPECIFICATIONS	Pan America™ 1250 Special	Pan America™ 1250 ST	CVO® Pan America™
Seat Height, Unladen	850 mm (low seat position) 875 mm (high seat position)	825mm (Low seat position)	830 mm (Low seat position with optional ARH suspension) 855 mm (High seat position with optional ARH suspension)
Fuel Capacity	21.2 l (5.6 gal.)	21.2 l (5.6 gal.)	21.2 l (5.6 gal.)
Weight, As Shipped	242 kg (534 lb.)	230 kg (507 lb.)	284 kg (626 lb.)
Weight, In Running Order	258 kg (569 lb.)	246 kg (542 lb.)	299 kg (659 lb.)
Engine Displacement	Revolution™ Max 1250 1,252 cc (76.4 cu in)	Revolution™ Max 1250 1,252 cc (76.4 cu in)	Revolution™ Max 1250 1,252 cc (76.4 cu in)
Primary Drive	Gear, 49/89 ratio	Gear, 49/89 ratio	Gear, 49/89 ratio
Transmission	6-speed	6-speed	6-speed
Wheel Type	Aluminum cast, satin black	Aluminum cast, satin black	Anodized aluminum tubeless laced
Wheels, Front Height	19 in. (483 mm)	17 in. (432mm)	19 in. (483 mm)
Wheels, Rear Height	17 in. (432 mm)	17 in. (432mm)	17 in. (432 mm)
Suspension Front	47mm inverted fork with electronically adjustable semi-active damping control. Aluminum fork triple clamps	47mm (1.8 in) inverted fork with electronically adjustable preload and manually adjustable compression and rebound. Aluminum fork triple clamps	47mm inverted fork with electronically adjustable semi-active damping control and Adaptive Ride Height (ARH). Aluminum fork triple clamps
Suspension Rear	Linkage-mounted monoshock with automatic electronic preload control and semi-active compression & rebound damping	Linkage-mounted monoshock with compression, rebound and hydraulic spring preload adjustability	Linkage-mounted monoshock with automatic electronic preload control and semi-active compression & rebound damping and Adaptive Ride Height (ARH)
Power	150 HP / 112 kW @ 8750 rpm	150 HP / 112 kW @ 8750 rpm	150 HP / 112 kW @ 8750 rpm
Engine Torque	128 Nm @ 6,750 rpm	127 Nm @ 6,750 rpm	128 Nm @ 6,750 rpm
Instrumentation	6.8 inch viewable area TFT display with speedometer, gear, odometer, fuel level, clock, trip, ambient temp, low temp alert, side stand down alert, TIP over alert, cruise, range and tachometer indication BT capable - phone pairing to access phone calls, music, navigation (H-D App ONLY)	6.8 inch viewable area TFT display with speedometer, gear, odometer, fuel level, clock, trip, ambient temp, low temp alert, side stand down alert, TIP over alert, cruise, range and tachometer indication BT capable - phone pairing to access phone calls, music, navigation (H-D App ONLY)	6.8 inch (173 mm) viewable area TFT display with speedometer, gear, odometer, fuel level, clock, trip, ambient temp, low temp alert, side stand down alert, TIP over alert, cruise, range and tachometer indication BT capable - phone pairing to access phone calls, music, navigation (H-D App ONLY)
Colours	Billiard Gray, Vivid Black, Blue Burst, Whiskey Fire/ Raven Metallic	Billiard Gray, Vivid Black, Brilliant Red	Custom Carbon Blue/Camo

## SPORT

SPECIFICATIONS	Sportster™ S	Nightster™ Special
Seat Height, Unladen	765 mm (30.1 in.)	715 mm (28.1 in.)
Fuel Capacity	11.7 l (3.1 gal.)	11.7 l (3.1 gal.)
Weight, As Shipped	221 kg (487 lb.)	216 kg (476 lb.)
Weight, In Running Order	228 kg (502 lb.)	225 kg (496 lb.)
Engine Displacement	Revolution™ Max 1250T 1,252 cc (76.4 cu in)	Revolution™ Max 975T 975 cc (59.5 cu in)
Primary Drive	Gear, 49/89 ratio	Gear, 49/89 ratio
Transmission	6-speed	6-speed
Wheel Type	Aluminum cast, satin black	Aluminum cast, silver
Wheels, Front Height	17 in. (432 mm)	19 in. (483 mm)
Wheels, Rear Height	16 in. (406 mm)	16 in. (406 mm)
Suspension Front	43 mm inverted fork with compression, rebound and spring preload adjustability. Aluminum fork triple clamps.	41mm SHOWA™ Dual Bending Valve conventional forks. Aluminum fork triple clamps.
Suspension Rear	Linkage-mounted, piggyback monoshock with compression, rebound and hydraulic spring preload adjustability	Rear suspension is dual outboard, direct-acting (no linkage) emulsion technology shock absorbers with coil springs and a threaded collar for pre-load adjustment.
Power	121 HP / 90 kW @ 7500 rpm	89 HP / 66 kW @ 7500 rpm
Engine Torque	125 Nm @ 6,000 rpm	95 Nm @ 5,750 rpm
Instrumentation	4 inch viewable area TFT display with speedometer, gear, odometer, fuel level, clock, trip, ambient temp, low temp alert, side stand down alert, TIP over alert, cruise, range and tachometer indication BT capable - phone pairing to access phone calls, music, navigation (H-D App ONLY)	4 inch viewable area TFT display with speedometer, gear, odometer, fuel level, clock, trip, ambient temp, low temp alert, side stand down alert, TIP over alert, cruise, range and tachometer indication BT capable - phone pairing to access phone calls, music, navigation (H-D App ONLY)
Colours	Billiard Gray, Vivid Black, Brilliant Red, Mystic Shift	Billiard Gray, Black Denim, Whiskey Fire, Blue Burst

# CRUISER

SPECIFICATIONS	Fat Boy®	Heritage Classic	Street Bob®	Breakout®	Low Rider® S	Low Rider® ST
Seat Height, Unladen	675 mm (26.6 in.)	690 mm (27.2 in.)	680 mm (26.8 in.)	665 mm (26.2 in.)	715 mm (28.1 in.)	715 mm (28.1 in.)
Fuel Capacity	18.9 l (5 gal.)	18.9 l (5 gal.)	13.2 l (3.5 gal.)	18.9 l (5 gal.)	18.9 l (5 gal.)	18.9 l (5 gal.)
Weight, As Shipped	303 kg (668 lb.)	313 kg (690 lb.)	282 kg (622 lb.)	297 kg (655 lb.)	292 kg (644 lb.)	311 kg (686 lb.)
Weight, In Running Order	315 kg (694 lb.)	326 kg (719 lb.)	293 kg (646 lb.)	309 kg (681 lb.)	304 kg (670 lb.)	323 kg (712 lb.)
Engine Displacement	Milwaukee-Eight™ 117 Custom 1,923 cc (117 cu in)	Milwaukee-Eight™ 117 Classic 1,923 cc (117 cu in)	Milwaukee-Eight™ 117 Classic 1,923 cc (117 cu in)	Milwaukee-Eight™ 117 Custom 1,923 cc (117 cu in)	Milwaukee-Eight™ 117 High-Output 1,923 cc (117 cu in)	Milwaukee-Eight™ 117 High-Output 1,923 cc (117 cu in)
Primary Drive	Chain, 34/46 ratio	Chain, 34/46 ratio	Chain, 34/46 ratio	Chain, 34/46 ratio	Chain, 34/46 ratio	Chain, 34/46 ratio
Transmission	6-Speed Cruise Drive®	6-Speed Cruise Drive®	6-Speed Cruise Drive®	6-Speed Cruise Drive®	6-Speed Cruise Drive®	6-Speed Cruise Drive®
Wheel Type	Machined, Lakester cast aluminum	Black, 9-Spoke Cast Aluminum	Black, Annihilator cast aluminum	Gloss black, 26-spoke cast aluminum	Black, Radiate Cast Aluminum	Chrome, Radiate Cast Aluminum
Wheels, Front Height	18 in. (457 mm)	16 in. (406 mm)	19 in. (483 mm)	21 in. (533 mm)	19 in. (483 mm)	19 in. (483 mm)
Wheels, Rear Height	18 in. (457 mm)	16 in. (406 mm)	16 in. (406 mm)	18 in. (457 mm)	16 in. (406 mm)	16 in. (406 mm)
Suspension Front	Dual-bending valve 49 mm telescopic with aluminum fork triple clamps; dual rate spring; "beer can" covers	Dual-bending valve 49 mm telescopic with aluminum fork triple clamps; dual rate spring; "beer can" covers	Dual-bending valve 49 mm telescopic with aluminum fork triple clamps; dual rate spring; gaiter covers	Dual-bending valve 49 mm telescopic with aluminum fork triple clamps; dual rate spring	Single cartridge 43 mm inverted with aluminum fork triple clamps; triple rate spring	Single cartridge 43 mm inverted with aluminum fork triple clamps; single rate spring
Suspension Rear	Hidden, free piston, coil-over monoshock; 43mm stroke; hydraulic preload adjustment	Hidden, free piston, coil-over monoshock; 56mm stroke; hydraulic preload adjustment	Hidden, free piston, coil-over monoshock; 43mm stroke; cam-style preload adjustment	Hidden, free piston, coil-over monoshock; 43mm stroke; hydraulic preload adjustment	Hidden, free piston, coil-over monoshock; 56 mm stroke; hydraulic preload adjustment	Hidden, free piston, coil-over monoshock; 56 mm stroke; hydraulic preload adjustment
Power	103 HP / 77 kW @ 5020 rpm	91 HP / 68 kW @ 5020 rpm	91 HP / 68 kW @ 5020 rpm	103 HP / 77 kW @ 5020 rpm	114 HP / 85 kW @ 5020 rpm	114 HP / 85 kW @ 5020 rpm
Engine Torque	168 Nm @ 3,000 rpm	156 Nm @ 2,750 rpm	156 Nm @ 2,750 rpm	168 Nm @ 3,000 rpm	173 Nm @ 4,000 rpm	173 Nm @ 4,000 rpm
Instrumentation	5-inch analog speedometer with digital gear, odometer, fuel level, ride modes, heated gear, traction control, ABS, TPMS, cruise control, clock, trip, range and tachometer indication	127 mm (5-inch) analog speedometer with digital gear, odometer, fuel level, ride modes, heated gear, traction control, ABS, TPMS, cruise control, clock, trip, range and tachometer indication	102 mm (4-inch) analog speedometer with digital gear, odometer, fuel level, ride modes, heated gear, traction control, ABS, TPMS, cruise control, clock, trip, range and tachometer indication	102 mm (4-inch) analog speedometer with digital gear, odometer, fuel level, ride modes, heated gear, traction control, ABS, TPMS, cruise control, clock, trip, range and tachometer indication	4-inch analog speedometer with digital gear, odometer, fuel level, ride modes, heated gear, traction control, ABS, TPMS, cruise control, clock, trip, range and tachometer indication	4-inch analog speedometer with digital gear, odometer, fuel level, ride modes, heated gear, traction control, ABS, TPMS, cruise control, clock, trip, range and tachometer indication
Colours	Billiard Gray, Vivid Black, Blue Burst, Whiskey Fire/ Vivid Black	Billiard Gray, Vivid Black, White Onyx Pearl, Iron Horse Metallic, Whiskey Fire/ Vivid Black	Billiard Gray, Vivid Black, Centerline, Iron Horse Metallic, Purple Abyss Denim	Billiard Gray, Vivid Black, Brilliant Red, Centerline, Midnight Firestorm	Billiard Gray, Vivid Black, Brilliant Red, Iron Horse Metallic, Mystic Shift	<b>CHROME TRIM:</b> Billiard Gray, Vivid Black, Blue Burst <b>BLACK TRIM:</b> Billiard Gray, Vivid Black, Brilliant Red, Iron Horse Metallic, Midnight Firestorm

# TRIKE

SPECIFICATIONS	Tri Glide® Ultra	Freewheeler
Seat Height, Unladen	735 mm (28.9 in.)	700 mm (27.6 in.)
Fuel Capacity	22.7 l (6 gal.)	22.7 l (6 gal.)
Weight, As Shipped	544 kg (1,199 lb.)	496 kg (1,093 lb.)
Weight, In Running Order	561 kg (1,237 lb.)	513 kg (1,131 lb.)
Engine Displacement	Twin-Cooled™ Milwaukee-Eight™ 114	Milwaukee-Eight™ 114
Primary Drive	Chain, 34/46 ratio	Chain, 34/46 ratio
Transmission	6-Speed Cruise Drive®	6-Speed Cruise Drive®
Wheel Type	Black, 7-spoke Cast Aluminum	Cast aluminum
Wheels, Front Height	19 in. (483 mm)	19 in. (483 mm)
Wheels, Rear Height	18 in. (457 mm)	18 in. (457 mm)
Suspension Front	49mm dual bending valve	49mm dual bending valve
Suspension Rear	Hand-adjustable emulsion rear suspension	Hand-adjustable emulsion rear suspension
Power	83 HP / 62 kW @ 4750 rpm	83 HP / 62 kW @ 4750 rpm
Engine Torque	157 Nm @ 3,000 rpm	157 Nm @ 3,000 rpm
Instrumentation	Speedometer, tachometer, fuel, and voltage gauges; display features odometer, trip A, trip B, range to empty, gear indicator	Speedometer, tachometer, fuel, and voltage gauges; display features odometer, trip A, trip B, range to empty, gear indicator
Colours	<b>CHROME TRIM</b> Billiard Gray, Vivid Black, Iron Horse, Metallic, New Whiskey Fire/Vivid Black <b>BLACK TRIM</b> Billiard Gray, Vivid Black, Atlas Silver, New Whiskey Fire/Vivid Black, New Iron Horse Metallic/Vivid Black, New Factory Custom Mystic Shift	Billiard Gray, Vivid Black, Whiskey Fire

# GRAND AMERICAN TOURING



ROAD GLIDE®



CVO™ ROAD GLIDE®



CVO™ ROAD GLIDE® ST



STREET GLIDE®



CVO™ STREET GLIDE®



STREET GLIDE® ULTRA



ROAD KING® SPECIAL

# ADVENTURE TOURING



PAN AMERICA® 1250 ST



PAN AMERICA® 1250 SPECIAL



CVO™ PAN AMERICA®

# CRUISER



LOW RIDER® ST



BREAKOUT®



HERITAGE CLASSIC



FAT BOY®



STREET BOB®



LOW RIDER® S

# SPORT



SPORTSTER® S



NIGHTSTER® SPECIAL

# TRIKE



TRI GLIDE® ULTRA



FREEWHEELER®



**#UnitedWeRide**

NB: Vehicles shown may vary visually by market and may differ from vehicles manufactured and delivered. Availability may vary by market, please contact your dealer for details.

**Find your nearest authorised dealer at**

**[www.HARLEY-DAVIDSON.com](http://www.HARLEY-DAVIDSON.com)**

**HARLEY — DAVIDSON®**

©2025 H-D or its affiliates. HARLEY-DAVIDSON, HARLEY, H-D, and the Bar and Shield Logo are among the trademarks of H-D U.S.A., LLC. Third-party trademarks are the property of their respective owners. All rights reserved. Harley-Davidson Europe, 192B Park Drive, Milton Park, Oxfordshire, OX14 4SD, United Kingdom. Harley-Davidson® 2025 pricelist V1.0 Published January 2025.